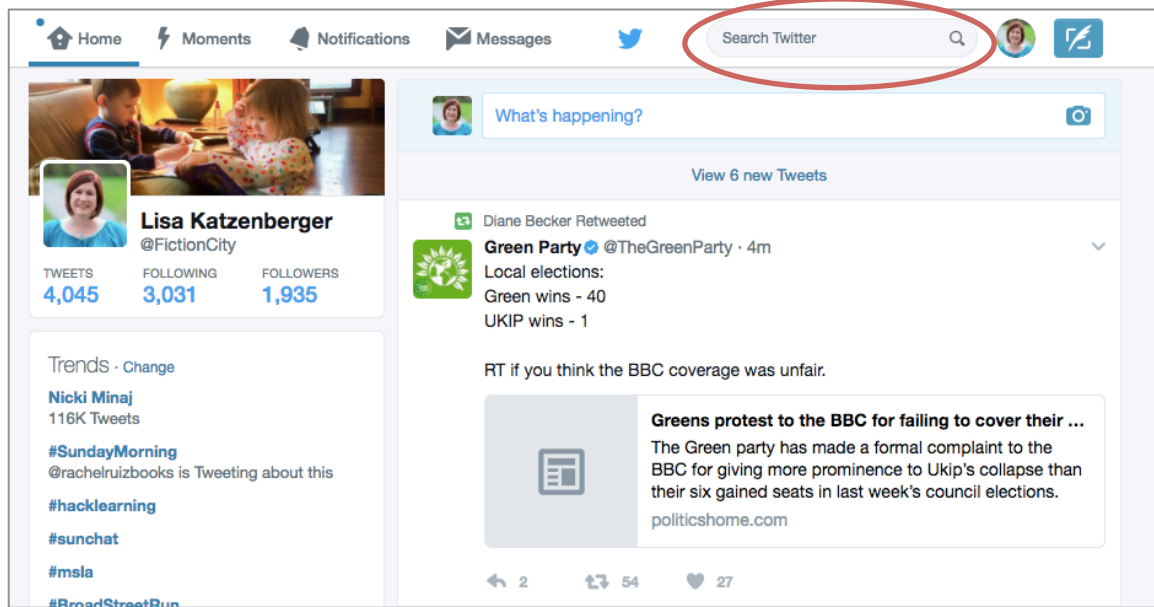
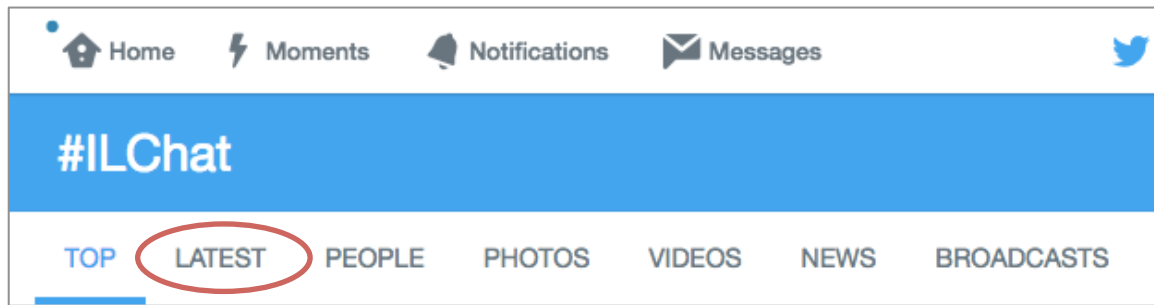


How to Participate in a Twitter Chat

1. Log into twitter. If you need help setting up your twitter account, instructions are here: <https://support.twitter.com/articles/100990>.
2. Place your cursor in the Search Twitter text box.

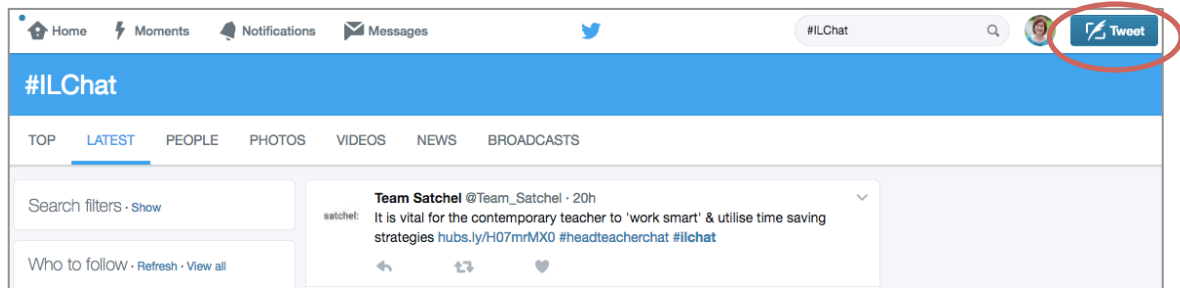


3. Type **#ILChat** and click the magnifying glass.
4. Click the **LATEST** tab to view the most recent tweets.



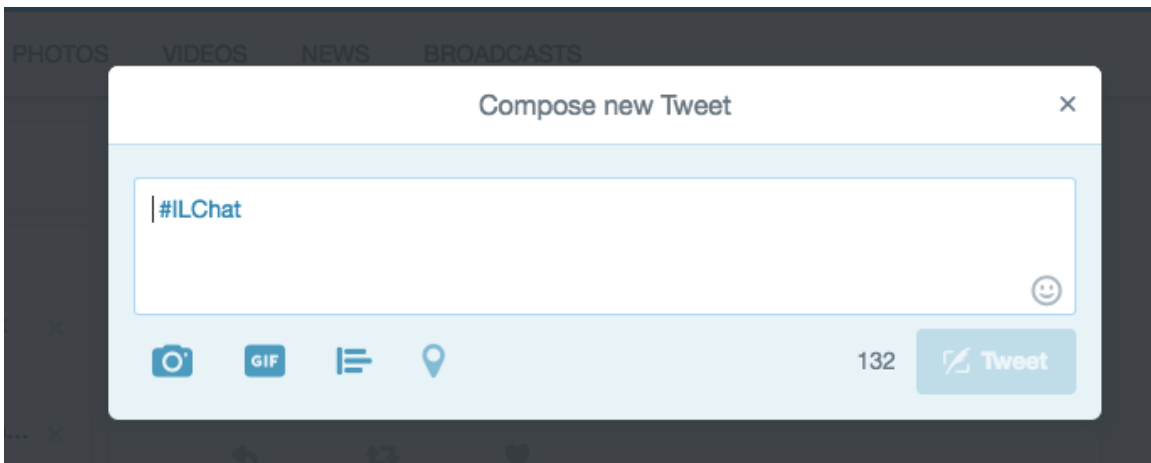
The results update to show all the tweets that include the #ILChat hashtag.

5. To send a tweet to participate in the chat, click the **Tweet** button in the upper right corner.



6. The Compose New Tweet box appears with **#ILChat** already included! Type your message and click **Tweet!**

Note: Each tweet must include #ILChat to appear in the chat feed. If you move back to the Home page, the chat name will not appear when you click Tweet.



You will need to refresh your feed to view the latest tweets. Click the new results link to display the latest tweets in the chat.



Tips:

- You can also participate using tools such as [TweetChat](#) or [TweetDeck](#).
- If you cannot participate in the chat live, you can still search #ILChat and view the tweets afterwards.
- Questions and answers will be numbered – Q1, A1, Q2, A2 – so you can match the answer to each question.